



# CAR LOCATION IDENTITY CODE

LAMPASAS DISTRICT  
SAN SABA DISTRICT

SOUTHERN DIVISION  
BOOKING



ISSUED MARCH 15 1957

## CLIC INSTRUCTIONS =====

THIS BOOKLET CONTAINS INSTRUCTIONS AND MAPS FOR THE CAR LOCATION IDENTITY CODE (CLIC) AND PROCEDURES GOVERNING THE WORK ORDER DOCUMENT SYSTEM.

MAPS ARE NOT DRAWN TO SCALE AND ARE TO BE USED ONLY AS A GUIDE TO LOCATING CUSTOMER AND YARD TRACKS AND THE NUMBERS ASSIGNED TO THEM.

THE GEOGRAPHICAL AREA COVERED IN THIS BOOKLET IS DIVIDED INTO ZONES. EACH ZONE HAS DESIGNATED TRACKS AND/OR INDUSTRIES WITHIN ITS BOUNDARY.

A CLIC NUMBER WILL CONSIST OF SIX DIGITS. THE FIRST TWO DIGITS DESIGNATE THE ZONE, THE SECOND TWO DIGITS INDICATE THE TRACK NUMBER WITHIN THE ZONE; THE LAST TWO DIGITS REPRESENT THE ACTUAL SPOT ALONG THE TRACK.

THE COMBINATION OF THE ZONE-TRACK-SPOT NUMBER IS KNOWN AS THE 'CAR LOCATION IDENTITY CODE'(CLIC).

THIS 'CLIC' NUMBER WILL BE USED FOR SWITCHING AND REPORTING PURPOSES RATHER THAN THE INDUSTRY OR TRACK NAME.

### \*\* EXAMPLE OF CLIC NUMBER \*\*

-----  
16 09 05  
/ / /  
/ / /--- SPOT NUMBER  
/ /----- TRACK NUMBER  
/----- ZONE NUMBER

ALL SWITCH TARGETS OR STANDS HAVE BEEN PAINTED WITH A COMBINATION OF THE ZONE AND TRACK NUMBER.

SPOT NUMBERS HAVE BEEN PAINTED ON DOORS, DOCKS, BUILDINGS, GATES, ETC., WHEREVER POSSIBLE.

WORK ORDER DOCUMENT  
=====

ANY WRITTEN OR VERBAL INSTRUCTIONS ISSUED TO YARD OR ROAD CREWS REQUIRING WORK TO BE PERFORMED DURING THEIR TOUR OF DUTY.

NOTE: EXCEPTIONS TO WRITTEN WORK ORDER MUST BE NOTED ON THE WORK ORDERS ACCORDING TO CURRENT INSTRUCTIONS; CARS HANDLED ON VERBAL WORK ORDERS MUST BE REPORTED ON THE PRESCRIBED FORM.

CONDUCTORS AND ENGINE FOREMAN WILL BE FURNISHED WORK ORDERS DURING THEIR TOUR OF DUTY.

THIS DOCUMENT WILL SPECIFY THE CARS TO BE PICKED-UP OR SET-OUT AT VARIOUS STATIONS, INDUSTRIES, OR INTERCHANGE TRACKS SERVICED BY THE TRAIN OR SWITCH JOB.

CERTAIN INFORMATION (DESCRIBED BELOW) MUST BE RECORDED ON THE WORK ORDER DOCUMENT BY THE CONDUCTOR OR ENGINE FOREMAN. PRIOR TO TURNING IN THE DOCUMENT AT THE DESIGNATED REPORTING STATION, IT MUST BE DATED AND SIGNED-- EVEN IF NO WORK WAS ACCOMPLISHED. THIS IS NECESSARY TO COMPLY WITH THE SWITCHING AND DEMURRAGE TARIFFS AS WELL AS OTHER RULES AND REGULATIONS.

CONDUCTORS AND ENGINE FOREMAN MUST SHOW ON WORK ORDER CARS HANDLED TIME AND DATE WORK PERFORMED CLIC NUMBER TAKEN FROM, CLIC NUMBER LEFT AND THE APPROPRIATE CODE AS LISTED BELOW:

BO - BAD ORDER  
ND - WORK INDICATED NOT DONE (STATE REASON)  
NIT - CAR NOT IN TRAIN, OR NOT ON TRACK  
OTCC - CAR ON TRACK, CARRIERS CONVENIENCE  
OTNP - CAR ON TRACK, BUT NOT PLACED (STATE REASON)  
PULL - CAR PULLED, TIME AND DATE  
SPOT - CAR SPOTTED, TIME AND DATE

CONDUCTOR/ENGINE FOREMAN MUST MAKE A NOTATION ON WORK ORDER OF ANY EXCEPTIONS TAKEN, SUCH AS NO CAR, CAR NOT ON LIST, CAR OUT OF LINE, CAR IS HAZARDOUS, EXCESS DIMENSION (WHEN INFORMATION IS NOT SO INDICATED ON WORK ORDER), CAR IS CARDED REAR OR HEAD END MOVEMENT ONLY, OR ANY OTHER EXCEPTIONS NOTED.

IF SWITCHING IS PERFORMED WITHOUT A WORK ORDER, THE CONDUCTOR OR ENGINE FOREMAN MUST COMPLETE THE PRESCRIBED FORM SHOWING ALL THE INFORMATION REQUIRED ABOVE AND TURN IT IN AT THE DESIGNATED REPORTING STATION.

IF AN INDUSTRY REQUEST SERVICE NOT SHOWN ON THE WORK ORDER, CONDUCTOR/ENGINE FOREMAN SHOULD OBTAIN SUCH REQUEST IN WRITING. THIS REQUEST IS TO BE TURNED IN WITH WORK ORDER. IF UNABLE TO OBTAIN REQUEST IN WRITING, CONDUCTOR/ENGINE FOREMAN SHOULD RECORD ON WORK ORDER THE NAME OF PERSON MAKING REQUEST AND THE SERVICE REQUESTED AND PERFORMED.

FOR OBSERVATION AND GUIDANCE, THE FOLLOWING CODES MAY APPEAR ON WORK ORDERS.

AI - AGRI INDUSTRIES  
B1 - BAD ORDER  
BA - BLASTING AGENT -HAZARDOUS-  
CA - CARGILL  
CD - CONDEMNED  
CB - COMBUSTIBLE -HAZARDOUS-  
CL - CHLORINE -HAZARDOUS-  
CM - CORROSIVE -HAZARDOUS-  
DG - DANGEROUS -HAZARDOUS-  
DH - DO NOT HUMP  
DU - DO NOT UNCOUPLE  
FH - FLAMMABLE GAS -HAZARDOUS-  
FL - FLAMMABLE -HAZARDOUS-  
FS - FLAMMABLE SOLID -HAZARDOUS-  
FW - FLAMMABLE SOLID W  
DANGEROUS WHEN WET-HAZARDOUS-  
HE - HEAD END MOVEMENT  
HP - HOUSTON PUBLIC ELEVATOR  
HV - HIGH VALUE  
IP - INTERCHANGE PROHIBITED  
IPSW - INTRA-PLANT SWITCH

MR - MECHANICAL REFRIGERATION  
 MCNR - MECHANICAL CAR NOT RUNNING  
 NG - NON-FLAMMABLE GAS -HAZARDOUS-  
 OM - OXIDIZER -HAZARDOUS-  
 OP - ORGANIC PEROXIDE -HAZARDOUS-  
 OX - OXYGEN -HAZARDOUS-  
 PA - POISON GAS -HAZARDOUS-  
 PB - POISON 'B' -HAZARDOUS-  
 RE - REAR END ONLY  
 RM - RADIOACTIVE MATERIAL  
                                   -HAZARDOUS-  
 REJT - CAR REJECTED BY SHIPPER  
 RSPT - RESPOT DUE TO CARRIERS ERROR  
 TURN - TURN CAR & RESPOT  
 UE - UNION EQUITY  
 WH - WEIGH HEAVY  
 WI - WAIVE INSPECTION-SET DIRECT  
 WL - WEIGH LIGHT  
 XA - EXPLOSIVES 'A' -HAZARDOUS-  
 XB - EXPLOSIVES 'B' -HAZARDOUS-  
 XX - DO NOT MOVE THIS CAR

GOOD COMMUNICATION AND COMPLIANCE  
 WITH INSTRUCTIONS IS ESSENTIAL FOR  
 A COMPLETE AND SUCCESSFUL CLIC  
 OPERATIONS. YOUR COOPERATION IS  
 SOLICITED AND APPRECIATED.

I N D E X

\*\*\*\*\*

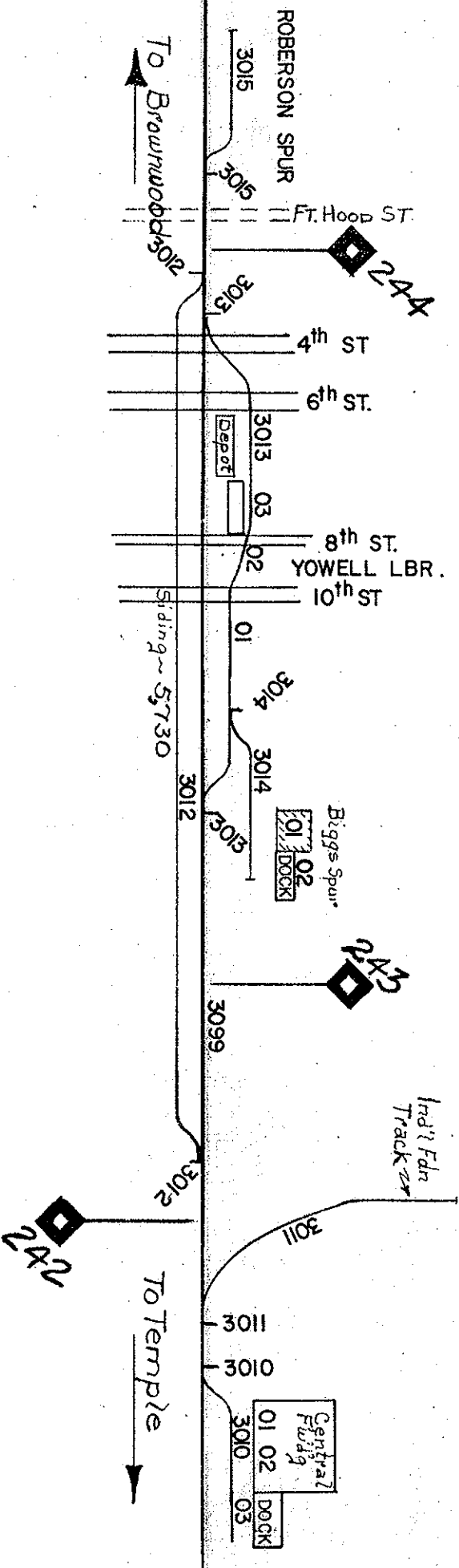
\*=====,=====,=====\*

STATION NAME	STA. NUMBER	PAGE
ANTELOPE GAP	9082	18
BRADY	9866	36
CASTOR	9088	20
COPPERAS COVE	9036	6
FT HOOD	9028	4
GOLDTHWAITE	9095	22
KEMPNER	9045	8
KILLEEN	9025	2
LAMPASAS	9056	10
LAMPASAS SPUR	9056	12
LOMETA (LAMPASAS DIS)	9073	16
LOMETA (SAN SABA DIS)	9073	30
MULLEN	9105	24
OGLES	9065	14
RICHLAND SPRINGS	9840	34
SAN SABA	9825	32
VILLA	9111	26
ZEPHYR	9118	28

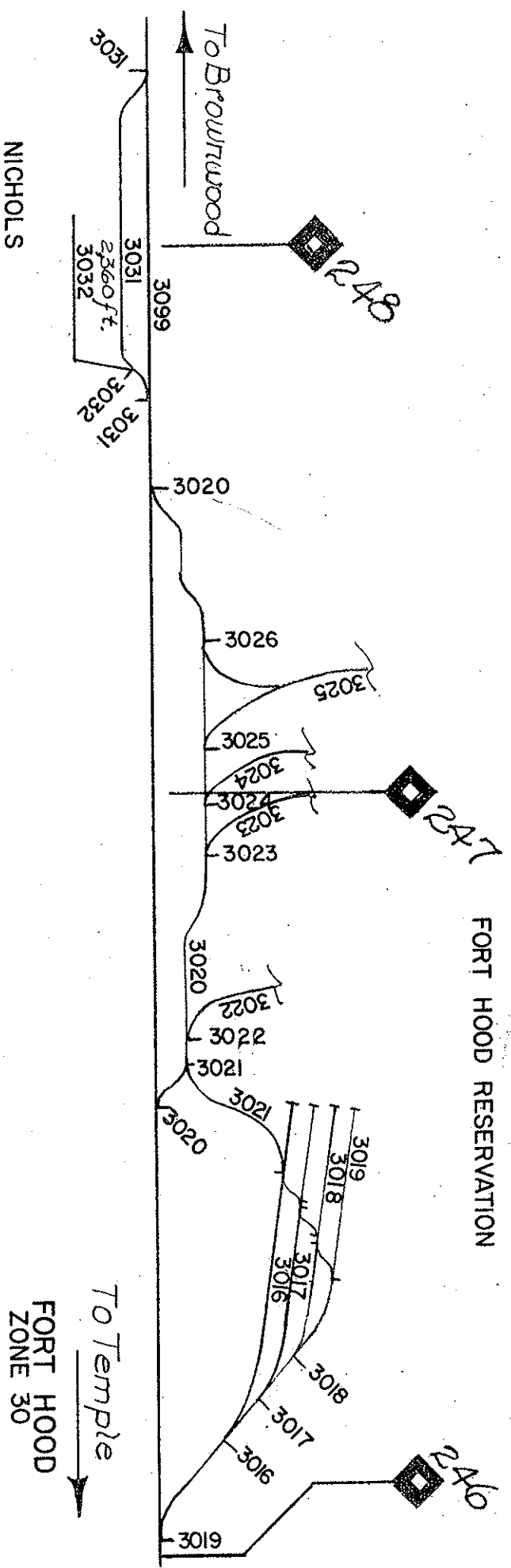
ZONE 30 <KILLEEN 9025> LAMPASAS DISTRICT

309900	KILLEEN MAIN TRACK	
301000	KILLEEN CENTRAL FORWARDING TRACK	
01	KILLEEN CENTRAL FORWARDING	DOOR
02	KILLEEN CENTRAL FORWARDING	DOOR
03	KILLEEN CENTRAL FORWARDING	DOOR
301100	KILLEEN INDUSTRIAL FOUNDATION SPUR	
301200	KILLEEN SIDING (5730 FT)	
301300	KILLEEN HOUSE TRACK	
01	KILLEEN COMPANY MATERIAL AREA	OPEN
02	KILLEEN YOWELL LUMBER CO	OPEN
03	KILLEEN HOUSE RAMP	RAMP
04	KILLEEN TEAM TRACK PATRONS	OPEN
301400	KILLEEN BIGGS SPUR	
01	KILLEEN BIGGS WAREHOUSE	DOOR
02	KILLEEN BIGGS WAREHOUSE	DOOR
301500	KILLEEN ROBERSON SPUR	
01	KILLEEN ROBERSON SPUR UNLDG.	OPEN

PAGE ONE



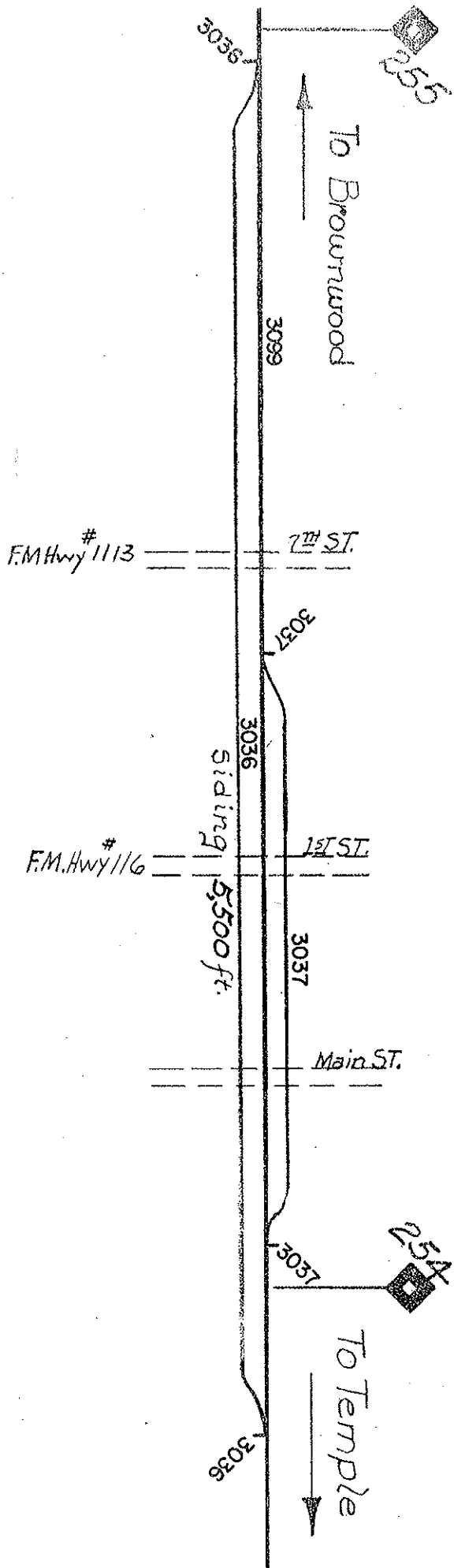
- 3099000 FT HOOD MAIN TRACK
- 301600 FT HOOD TRACK - TRACK D
- 301700 FT HOOD TRACK - TRACK C
- 301800 FT HOOD TRACK - TRACK B
- 301900 FT HOOD TRACK - TRACK A
- 302000 FT HOOD TRACK NO. 10
- 302100 FT HOOD TRACK TO RESERVE
- 302200 FT HOOD TRACK TO RESERVE
- 302300 FT HOOD TRACK TO RESERVE
- 302400 FT HOOD TRACK TO RESERVE
- 302500 FT HOOD TRACK TO RESERVE
- 302600 FT HOOD TRACK TO RESERVE
- 303100 NICHOLS SIDING MP 248 (2360 FT)
- 303200 NICHOLS SPUR



309900 COPPERAS COVE MAIN TRACK  
 303600 COPPERAS COVE SIDING (5500 FT)  
 303700 COPPERAS COVE HOUSE TRACK

ZONE 30 <COPPERAS COVE 9036> LAMPASAS DISTRICT

PAGE 5



COPPERAS COVE

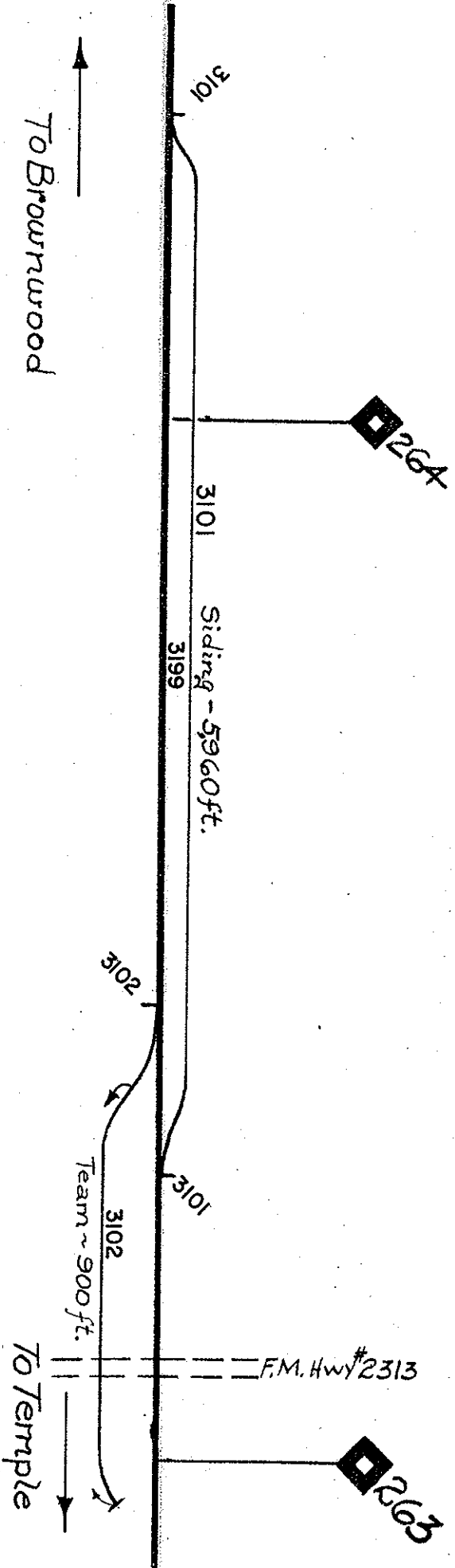
ZONE 30

PAGE 6

ZONE 31 <KEMPNER 9045> LAMPASAS DISTRICT

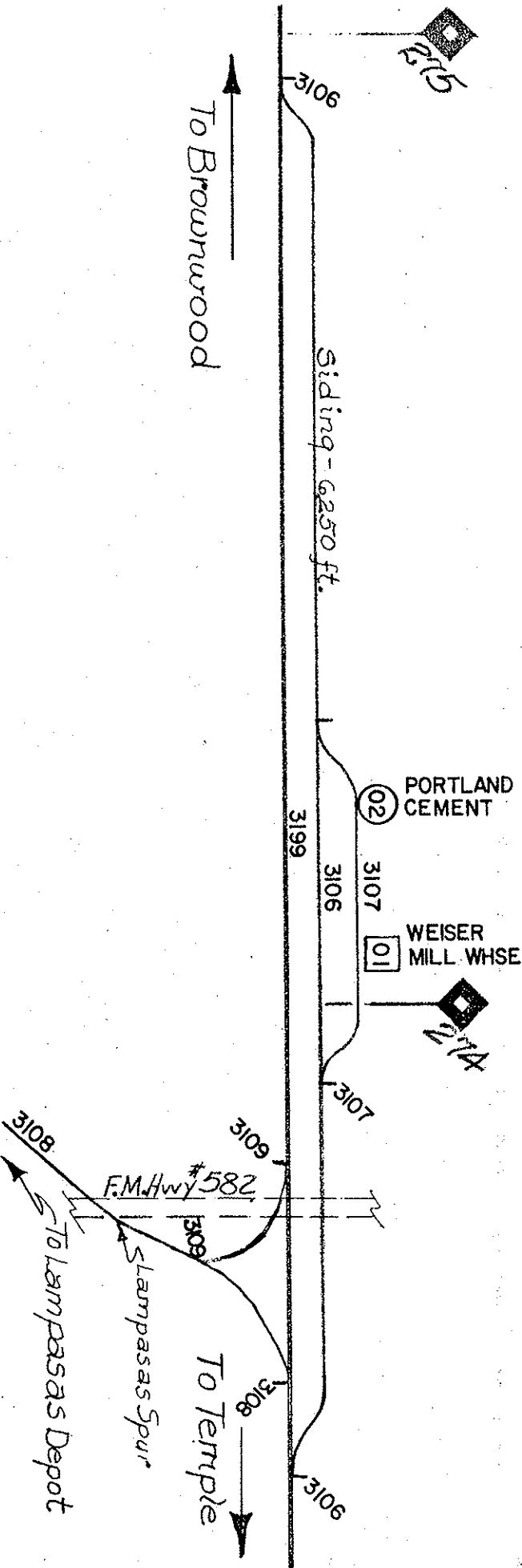
- 319900 KEMPNER MAIN TRACK
- 310100 KEMPNER SIDING (6250 FT)
- 310200 KEMPNER TEAM TRACK (900 FT)

PAGE 7



ZONE 31 LAMPASAS 9056 LAMPASAS DISTRICT

319900	LAMPASAS MAIN TRACK	
310600	LAMPASAS SIDING (6250 FT)	
310700	LAMPASAS STOCK TRACK MP 274	
01	LAMPASAS WEISER MILL WHSE	DOOR
02	LAMPASAS PORTLAND CEMENT CO	OPEN
310800	LAMPASAS SPUR TO DEPOT	
310900	LAMPASAS WEST LEG TO WYE	



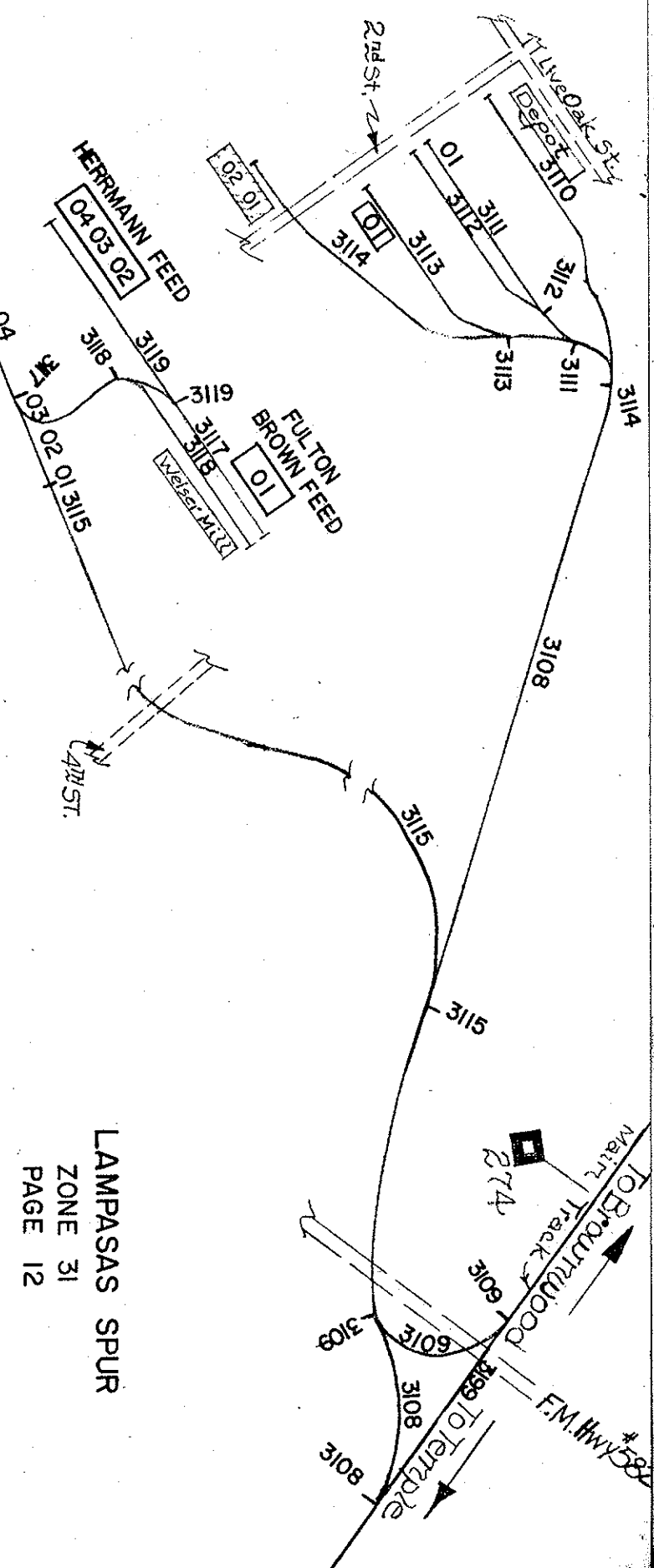


ZONE 31 <LAMPASAS SPUR 90563> - LAMPASAS DISTRICT -

319900 LAMPASAS MAIN TRACK  
 310800 LAMPASAS SPUR TO DEPOT  
 310900 LAMPASAS WEST LEG WYE  
 311000 LAMPASAS HOUSE TRACK  
 311100 LAMPASAS TEAM TRACK 1  
 01 DELTA MATERIALS CORP  
 311200 LAMPASAS TEAM TRACK 2  
 311300 LAMPASAS WOOL TRACK  
 01 LAMPASAS WOOL WAREHOUSE  
 311400 LAMPASAS PRODUCE TRACK  
 01 LAMPASAS PRODUCE WHSE  
 02 ARMOUR PRODUCE WHSE  
 311500 LAMPASAS INDUSTRY LEAD  
 01 WIESER-MILL  
 02 WIESER MILL  
 03 WIESER MILL  
 04 WIESER MILL


311700 LAMPASAS OTHER TRACK  
 01 FULTON BROWN FEED  
 311800 LAMPASAS WIESER TRACK  
 01 WIESER MILL  
 02 WIESER MILL  
 03 WIESER MILL  
 04 WIESER MILL  
 05 WIESER MILL  
 06 WEISER MILL  
 311900 LAMPASAS HERRMANN FEED TRACK  
 02 HERRMANN FEED CO  
 03 HERRMANN FEED CO  
 04 HERRMANN FEED CO

PAGE 11



LAMPASAS SPUR  
 ZONE 31  
 PAGE 12

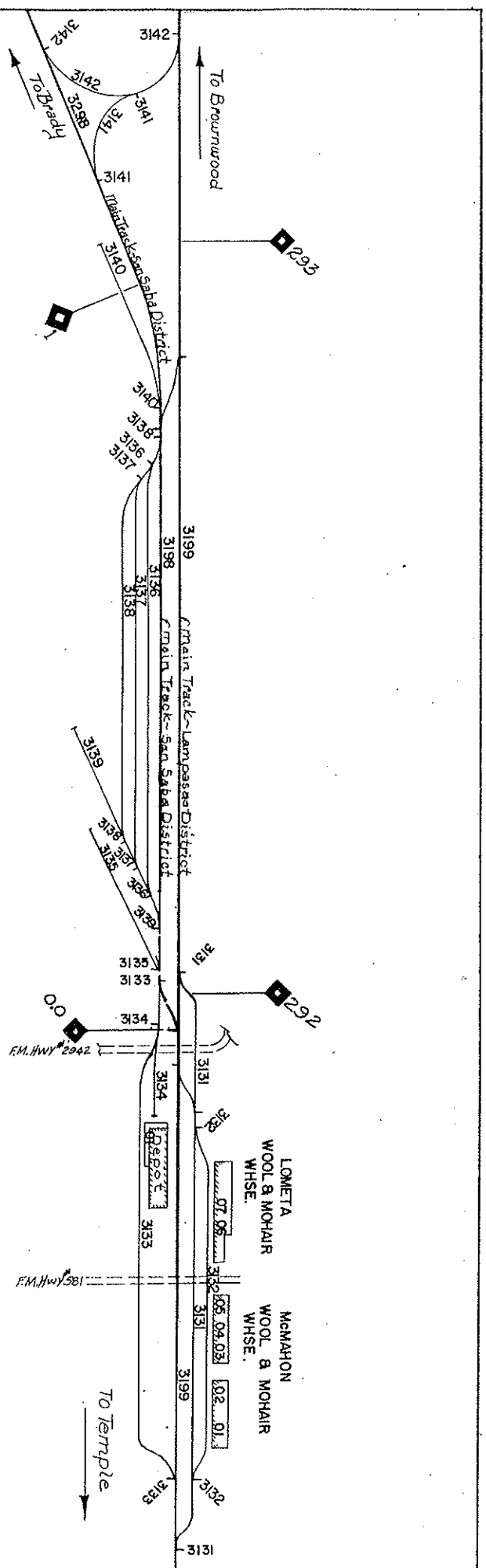
ZONE 31 <OGLES 9065> LAMPASAS DISTRICT  
319900 OGLES MAIN TRACK  
312600 OGLES SIDING (7936 FT)



ZONE 31 <LOMETA 9073> LAMPASAS DISTRICT

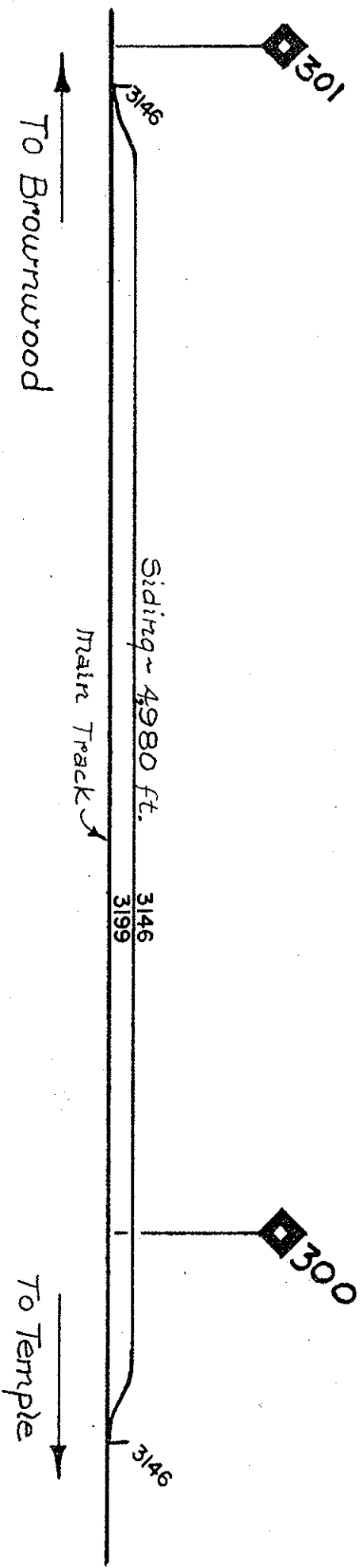
- 319900 LOMETA MAIN TRACK LAMPASAS DISTRICT
- ~~329800~~ LOMETA MAIN TRACK SAN SABA DISTRICT
- 313100 LOMETA SIDING
- 313200 LOMETA WOOL TRACK
- 01 MCMAHON WOOL & MOHAIR DOOR
- THROUGH (MCMAHON HAS 5 DOORS AT WAREHOUSE)
- 05 MCMAHON WOOL & MOHAIR DOOR
- 06 LOMETA WOOL & MOHAIR DOOR
- 07 LOMETA WOOL & MOHAIR DOOR
- 313300 LOMETA HOUSE TRACK DOCK
- 01 LOMETA HOUSE DOCK
- 313400 LOMETA CABOOSE TRACK
- 313500 LOMETA NO. 7 TRACK
- 313600 LOMETA NO. 1 TRACK
- 313700 LOMETA NO. 2 TRACK
- 313800 LOMETA NO. 3 TRACK
- 313900 LOMETA ROUND HOUSE TRACK
- 314000 LOMETA BEGGING TRACK
- 314100 LOMETA EAST LEG OF WYE
- 314200 LOMETA WEST LEG OF WYE

(UNLOADS FEED THIS DOOR)



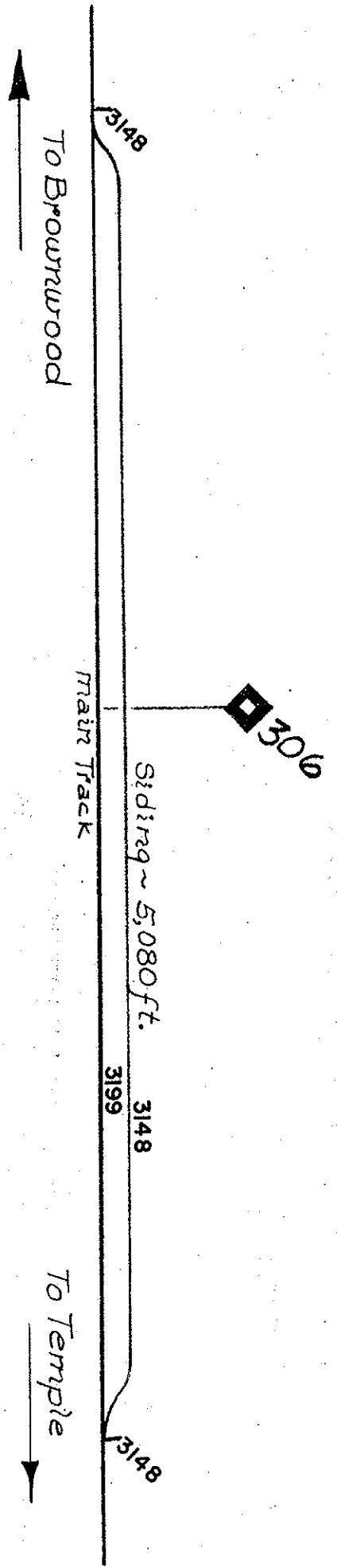
ZONE 31 <ANTELOPE GAP 9082> LAMPASAS DISTRICT

319900 ANTELOPE GAP MAIN TRACK  
314600 ANTELOPE GAP SIDING (4980 FT)



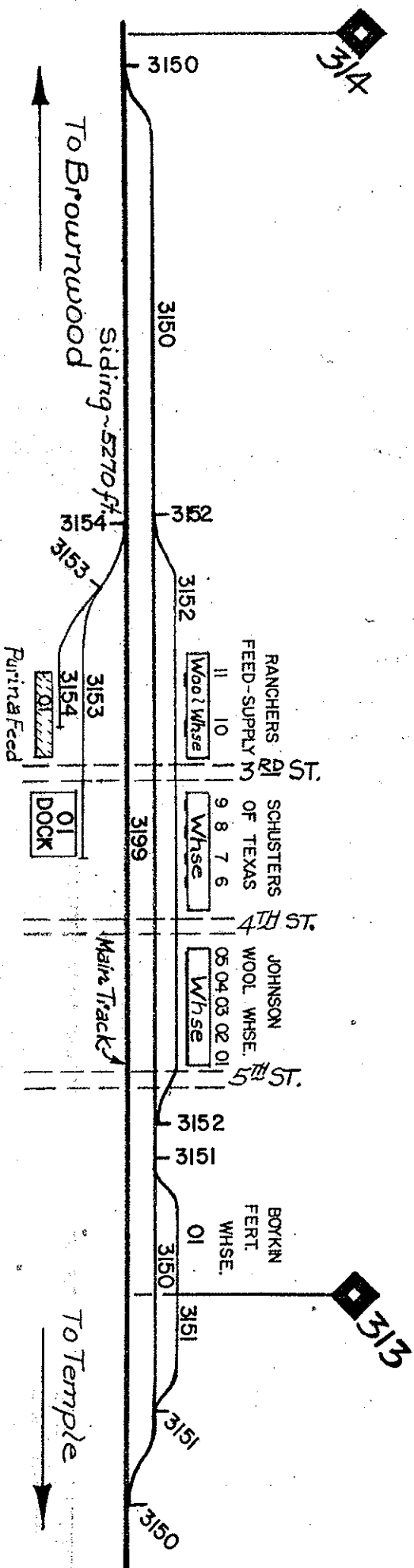
ZONE 31 <CASTOR 9088> LAMPASAS DISTRICT

319900 CASTOR MAIN TRACK  
314800 CASTOR SIDING (5080 FT)



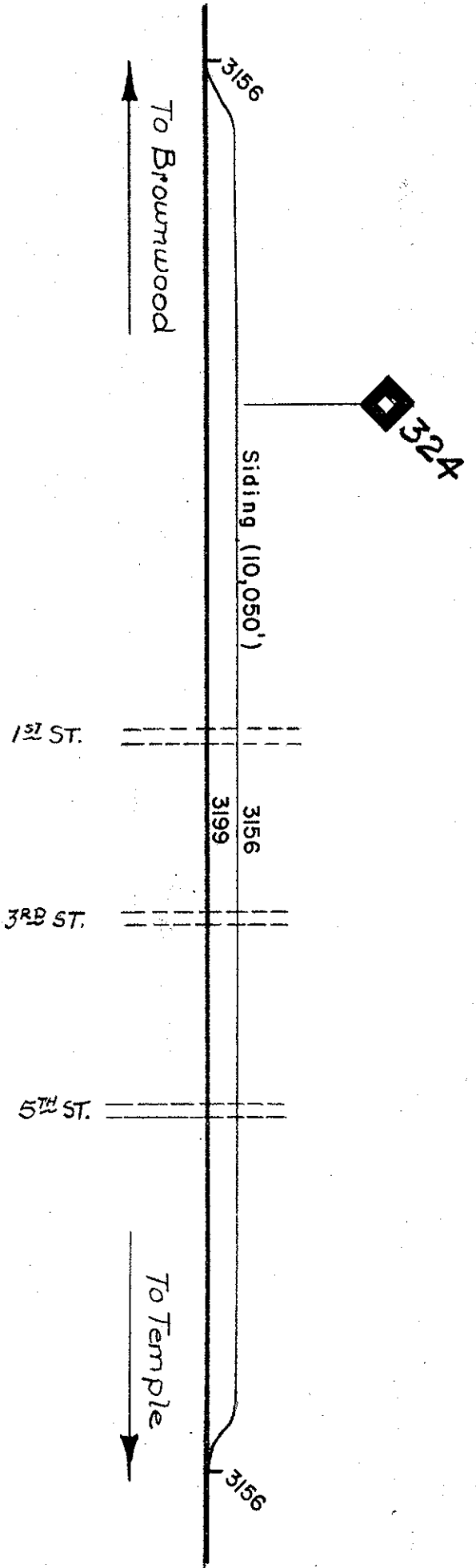
319900	GOLDTHWAITE	MAIN TRACK	
315000	GOLDTHWAITE	SIDDING (5270 FT)	
315100	GOLDTHWAITE	STOCK TRACK	
01	GOLDTHWAITE	BOYKIN FERTILIZER WHSE	PORTABLE AUGER (BULK FERT)
315200	GOLDTHWAITE	WOOL TRACK	
01	GOLDTHWAITE	JOHNSON WOOL WAREHOUSE	DOOR
02	GOLDTHWAITE	JOHNSON WOOL WAREHOUSE	DOOR
03	GOLDTHWAITE	JOHNSON WOOL WAREHOUSE	DOOR
04	GOLDTHWAITE	JOHNSON WOOL WAREHOUSE	DOOR
05	GOLDTHWAITE	JOHNSON WOOL WAREHOUSE	DOOR
06	GOLDTHWAITE	SCHUSTERS OF TEXAS	DOOR
07	GOLDTHWAITE	SCHUSTERS OF TEXAS	DOOR
08	GOLDTHWAITE	SCHUSTERS OF TEXAS	DOOR
09	GOLDTHWAITE	SCHUSTERS OF TEXAS	DOOR
10	GOLDTHWAITE	RANCHERS FEED-SUPPLY	DOOR
11	GOLDTHWAITE	RANCHERS FEED-SUPPLY	DOOR
315300	GOLDTHWAITE	NEW HOUSE TRACK	
01	GOLDTHWAITE	HOUSE DOCK	DOCK
315400	GOLDTHWAITE	OLD HOUSE TRACK	
01	GOLDTHWAITE	PURINA FEED	DOOR

PAGE 21



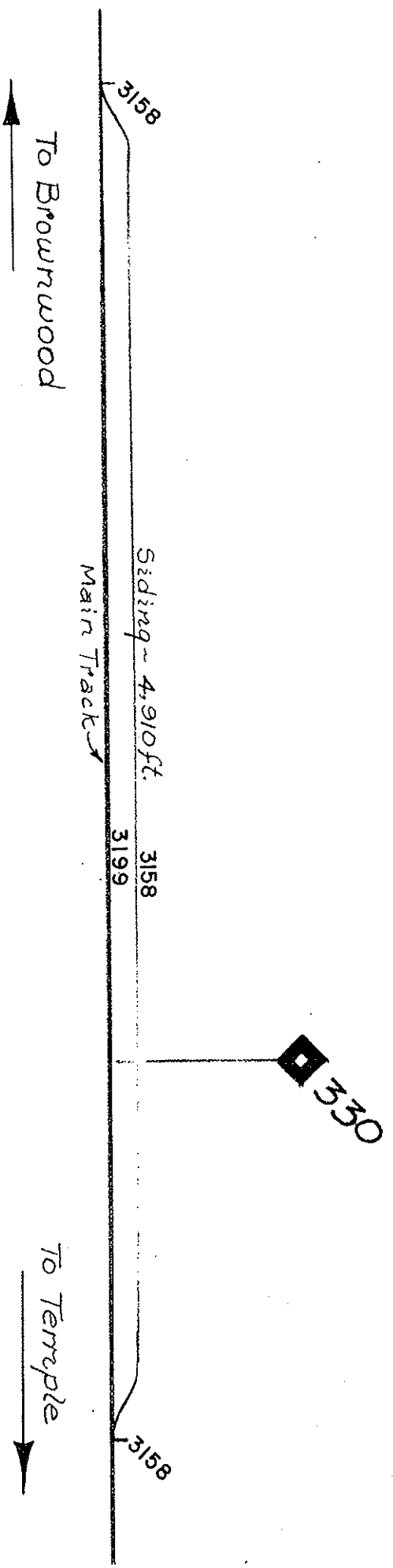
ZONE 31 <MULLEN 9105> LAMPASAS DISTRICT  
319900 MULLEN MAIN TRACK  
315600 MULLEN SIDING (10050 FT)

PAGE 23



MULLEN  
ZONE 31  
PAGE 24

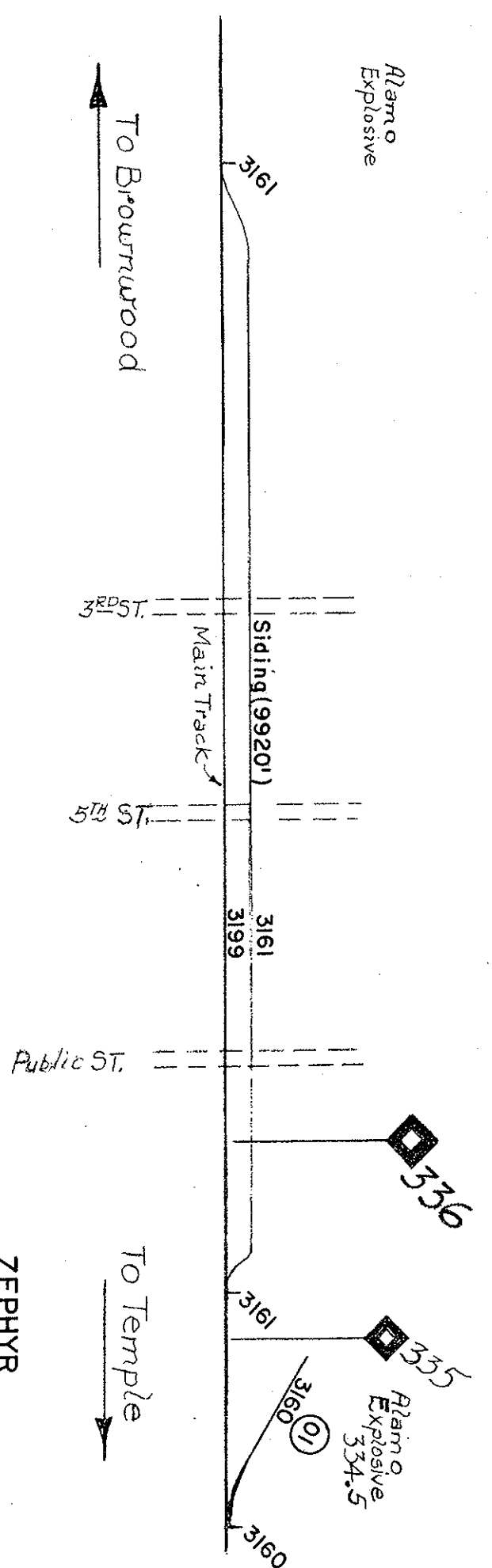
ZONE 31 <VILLA 9111> LAMPASAS DISTRICT  
319900 VILLA MAIN TRACK  
315800 VILLA SIDING (4910 FT)





ZONE 31 <ZEPHYR 9118> LAMPASAS DISTRICT  
 319900 ZEPHYR MAIN TRACK  
 316000 ZEPHYR ALAMO EXPLOSIVES TRACK (MP 334.5)  
 01 ZEPHYR ALAMO EXPLOSIVES  
 316100 ZEPHYR SIDING (9920 FT) OPEN AREA

PAGE 27



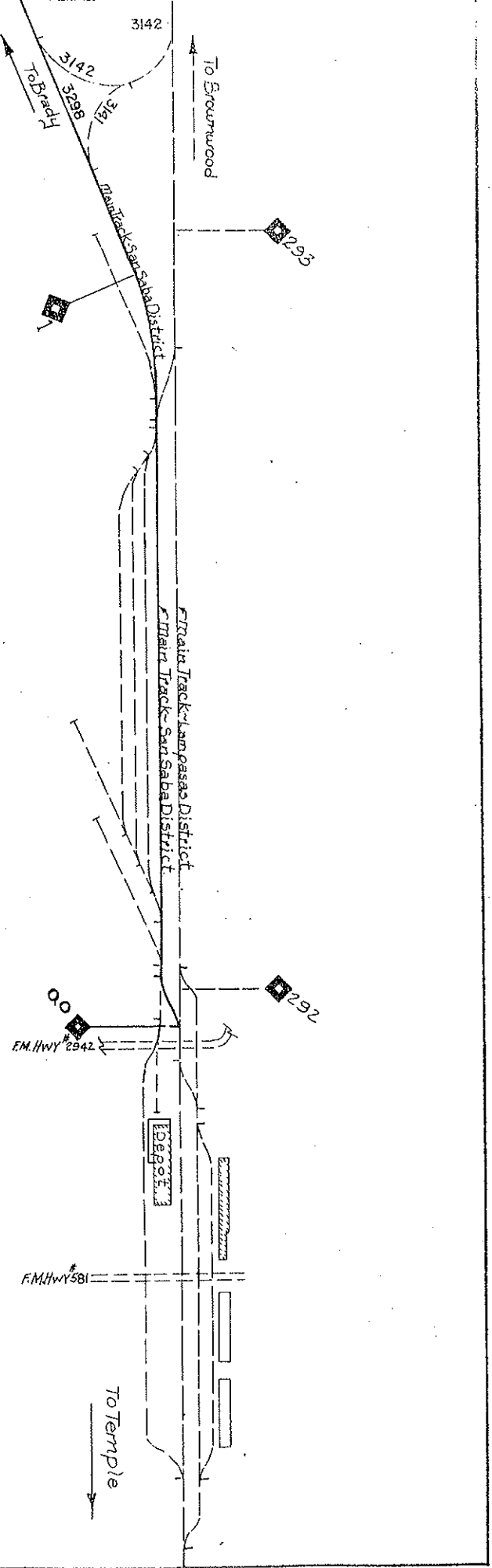
ZEPHYR  
 ZONE 31  
 PAGE 28

ZONE 32 <LOMETA 9073> SAN SABA DISTRICT

329800 LOMETA SAN SABA DISTRICT MAIN TRACK

\*\*\*\*\* SEE ZONE 31, PAGE 16, FOR LOMETA TRACKS \*\*\*\*\*

PAGE 29

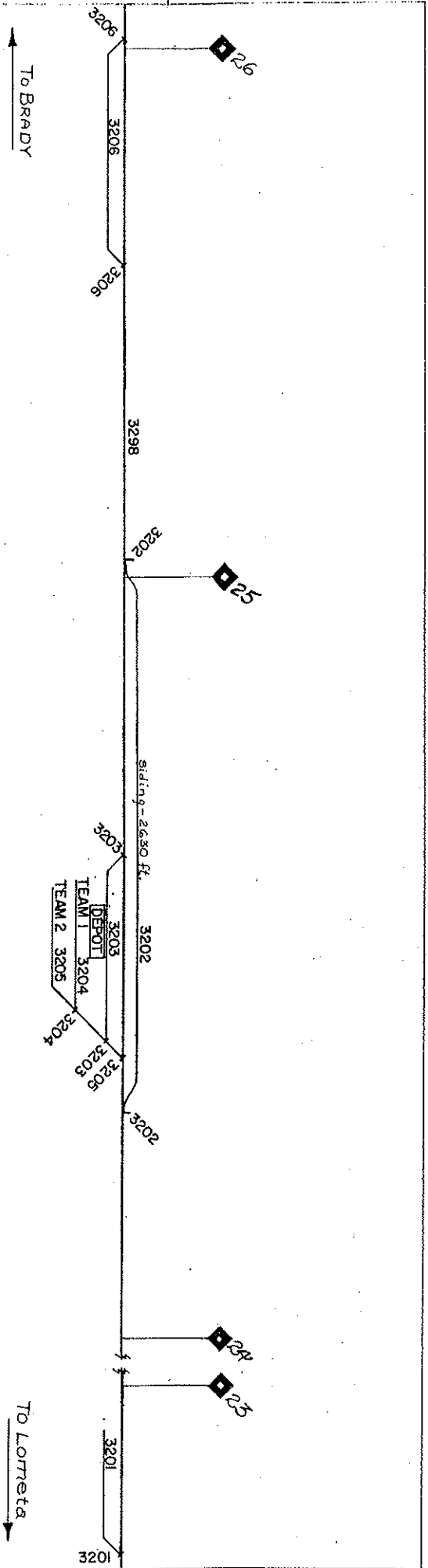


SEE PAGE 16  
ZONE 31  
FOR TRACK LISTING

LOMETA  
ZONE 32  
PAGE 30

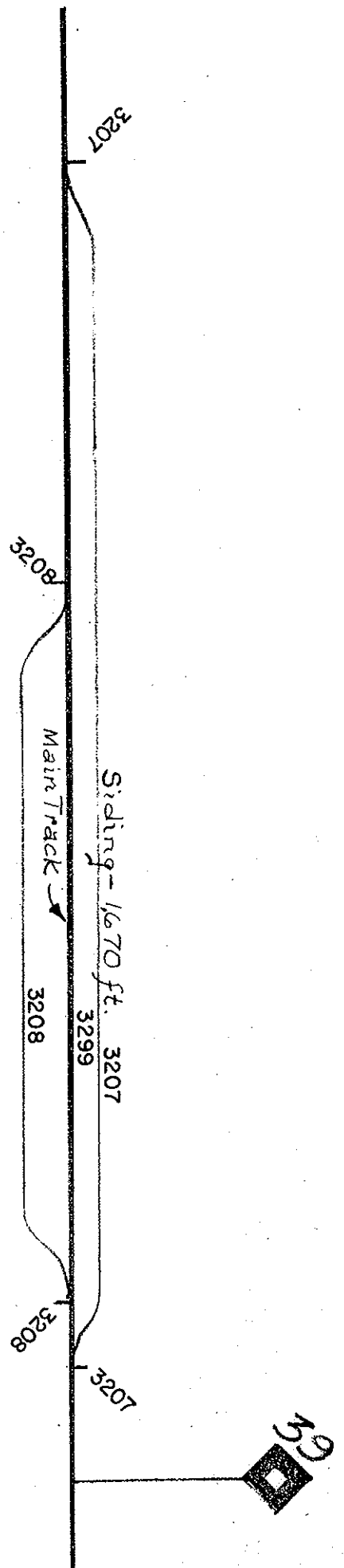
ZONE 32 <SAN SABA 9825> SAN SABA DISTRICT

- 329800 SAN SABA MAIN TRACK
- 320100 SAN SABA INDUSTRY TRACK <MP 22 PLUS>
- 320200 SAN SABA SIDING <2630 FT>
- 320300 SAN SABA HOUSE TRACK
- 320400 SAN SABA TEAM NO. 1
- 320500 SAN SABA TEAM NO. 2
- 320600 SAN SABA STOCK PEN TRACK



ZONE 32 <RICHLAND SPRINGS 9840> SAN SABA DISTRICT

- 329800 RICHLAND SPRINGS MAIN TRACK
- 320700 RICHLAND SPRINGS SIDING <1670 FT>
- 320800 RICHLAND SPRINGS HOUSE TRACK



To Brady

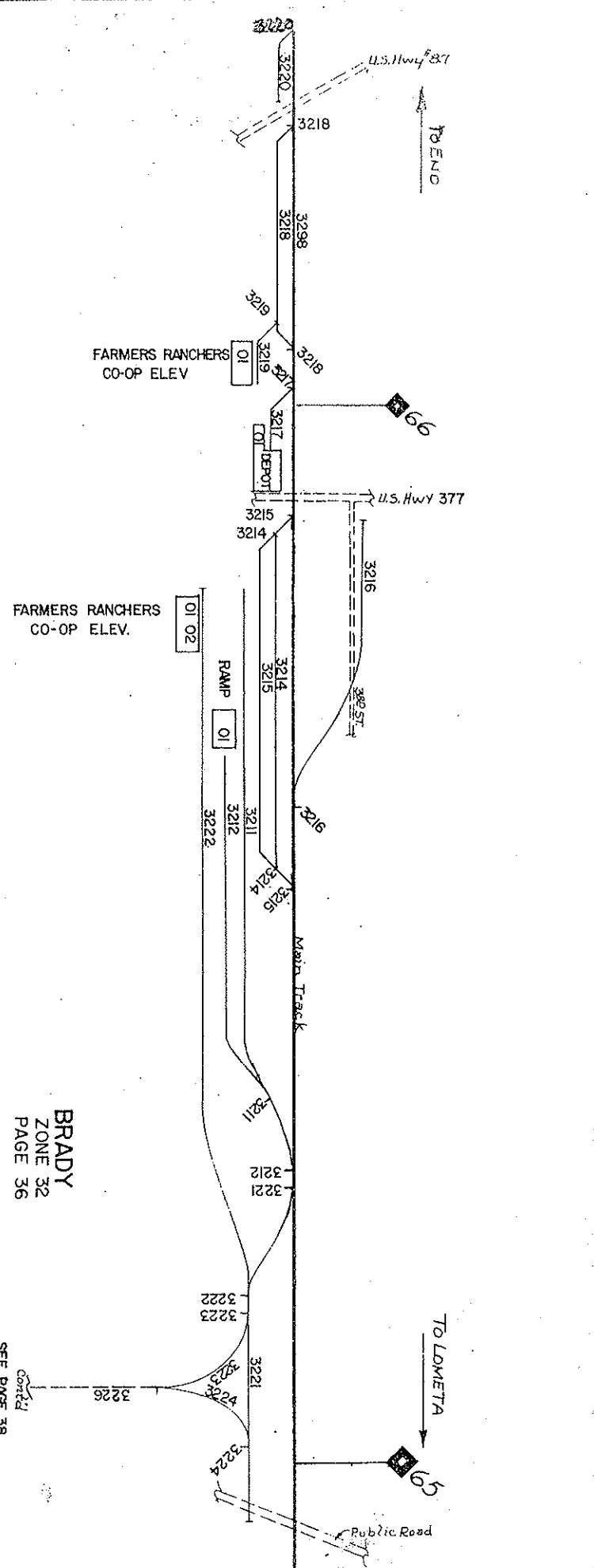
To Lometa

RICHLAND SPRINGS

ZONE 32

PAGE 34

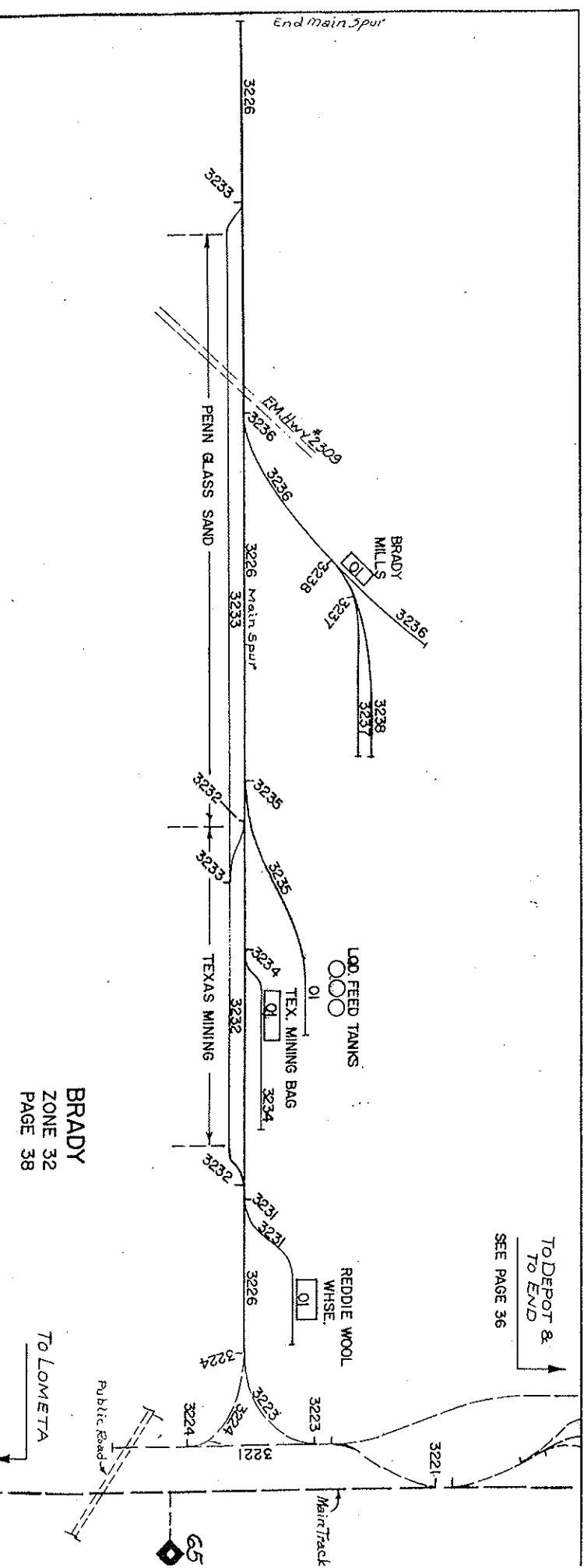
329800	BRADY MAIN TRACK	
321100	BRADY TEAM 1 TRACK	
321200	BRADY TEAM 2 TRACK	
01	BRADY UNLOADING DOCK	RAMP
321400	BRADY BANK 1 TRACK	
321500	BRADY BANK 2 TRACK	
321600	BRADY KIMBALL TRACK	
321700	BRADY HOUSE TRACK	
01	BRADY HOUSE TRACK	DOCK
321800	BRADY BRADY SIDING <2220 FT>	
321900	BRADY COOP TRACK	
01	FARMERS & RANCHERS COOP	OH SPOUT
322000	BRADY SPUR AT END OF TRACK	
322100	BRADY LEAD TRACK TO MAIN SPUR	
322200	BRADY INDUSTRY TRACK	
01	FARMERS & RANCHERS COOP	OH SPOUT
02	FARMERS & RANCHERS COOP	DOOR
322300	BRADY WEST LEG WYE	
322400	BRADY EAST LEG WYE	
322600	BRADY MAIN SPUR	



ZONE 32 <BRADY 9866> SAN SABA DISTRICT

322100 BRADY LEAD TO MAIN SPUR  
 322300 BRADY WEST LEG OF WYE  
 322400 BRADY EAST LEG OF WYE  
 322600 BRADY MAIN SPUR  
 323100 BRADY REDDIE WOOL TRACK  
 01 REDDIE WOOL TRACK WHSE DOOR  
 323200 BRADY TEXAS MINING TRACK  
 323300 BRADY PENN GLASS SAND TRACK  
 323400 BRADY TEXAS MINING WHSE TRACK DOOR  
 01 TEXAS MINING BAG WHSE  
 323500 BRADY OLD FCE COMP TRACK  
 01 BRADY LIQUID FEED TANKS TANKS  
 323600 BRADY MILL TRACK  
 323700 BRADY COMPRESS TRACK 1  
 323800 BRADY COMPRESS TRACK 2

PAGE 37



BRADY  
 ZONE 32  
 PAGE 38