

**THE**



# SCOUT


*for*

the Utmost  
in Luxurious  
**ECONOMY  
TRAVEL...**



• Attractive new air-conditioned Club cars for the pleasure of Tourist-Pullman sleeping car passengers on The Scout •





**A**BOVE is a photograph, in actual colors, of a Tourist Sleeper on The Scout. These cars were the Standard Pullmans of only a few years ago, now finely reconditioned to give added attraction to the economy and comfort of present-day Tourist-class travel. They are roomy, all-steel, smooth-riding. They have dressing rooms for both men and women. And all Tourist Sleepers in regular service on The Scout are AIR-CONDITIONED.





# Economy with Comfort

Speed, and unusually convenient schedules; roominess and air-conditioned comfort; delicious low-cost Fred Harvey meals — all these are features of the Santa Fe's SCOUT, daily between Chicago and California, and dedicated to the service of those who wish to budget their travel expenses carefully.

**The Scout is fast.** Its westbound time, Chicago to Los Angeles, is but 60 hours, 40 minutes; its eastbound time, 58 hours, 35 minutes. Thus, in speed, it ranks with all but the extra fare fliers.

**The Scout is convenient.** Departure from Chicago at 8:45 P.M. was set to assure connections with all trains arriving from the east. It leaves Kansas City at 10:00 A.M. It makes excellent connections for **Grand Canyon**. It arrives at Los Angeles at 7:25 A.M., permitting passengers to reach any point in the Metropolitan area in time for breakfast, with an unbroken day ahead.

**Eastbound,** The Scout leaves Los Angeles at 8:15 P.M., arrives Kansas City at 9:10 P.M., and Chicago at 8:50 A.M., thus connecting there with all principal trains to the east.

**The Scout is comfortable.** The attractiveness of its Tourist sleepers and reclining chair cars is pictured elsewhere in this folder. The Club-Lounge car (see cover), in addition to the usual lounging facilities, has a news stand with papers, magazines, books, novelties, etc. **There is a special car for women**

**and children.** And all regular Scout equipment is air-conditioned, with all that that means to the traveler in spotless cleanliness; in quiet; in the joy of cool and filtered air, regardless of the weather outside.

**Fred Harvey Meals.** Delicious — Economical. On The Scout, three Fred Harvey dining car meals, of that quality famous in the travel world for sixty years, need cost no more than 90c per day — think of it! There is also economical a la carte service, for those who prefer it. The attractively uniformed Courier-nurses are experienced registered nurses, equipped to be of service in many unexpected ways. Nor does their training stop there. These fine girls know the Santa Fe Southwest, and, in their friendly way, can tell you much about it.

On The Scout you will enjoy, too, the smooth starting and stopping, the fine roadbed, the courtesy of coach attendants, porters and train men, and that uniformity of service that only the Santa Fe can give — the only line between Chicago and California using its own rails, and under one management, all the way. We commend The Scout to all who would combine economy with the new comfort of western rail travel.

## THE SCOUT

Westbound		Eastbound
8:45 PM Lv. Chicago	Ar.	8:50 AM
7:20 AM Ar. Kansas City	Lv.	10:00 PM
10:00 AM Lv. Kansas City	Ar.	9:10 PM
2:05 PM Lv. Newton	Lv.	4:15 PM
2:55 PM Lv. Wichita	Lv.	3:23 PM
12:20 AM Lv. Amarillo	Lv.	6:10 AM
7:35 AM Ar. Belen	Lv.	8:40 PM
8:45 AM Ar. Albuquerque	Lv.	7:20 PM
6:00 AM Lv. Albuquerque	Ar.	10:05 PM
7:55 AM Lv. Belen	Ar.	8:20 PM
11:15 AM Lv. Gallup	Lv.	5:10 PM
5:00 PM Lv. Williams	Lv.	12:01 PM
8:30 PM Ar. Grand Canyon	Lv.	8:15 AM
2:20 AM Ar. Barstow	Lv.	12:40 AM
4:45 AM Ar. San Bernardino	Lv.	10:10 PM
6:55 AM Ar. Pasadena	Lv.	8:45 PM
7:25 AM Ar. Los Angeles	Lv.	8:15 PM
12:30 PM Ar. San Diego	Lv.	4:30 PM

### CONNECTING TRAIN

8:25 AM Lv. Barstow	Ar.	11:05 PM
12:15 PM Ar. Bakersfield	Lv.	7:10 PM
2:58 PM Ar. Fresno	Lv.	4:30 PM
6:14 PM Ar. Stockton	Lv.	1:18 PM
9:15 PM Ar. San Francisco	Lv.	10:20 AM



Chicago, August 31, 1938

*T. P. Gacek*

Passenger Traffic Manager — Santa Fe System Lines





**A**NOTHER photograph, again in actual color, of an up-to-the-moment all-steel Santa Fe Chair Car on The Scout. Note the deeply cushioned seats, readily adjustable to reclining positions and of the latest design, with individual overhead lights; the generous new type baggage racks; the double-breadth windows; and the quiet restfulness of the whole interior. In these cars the seating capacity has been considerably reduced, so that extra space could be devoted to the men's dressing room, and a tasteful ladies' lounge like that pictured on the back cover. Every coach of this type on the Santa Fe is AIR-CONDITIONED. Among other features are the special attendants, porter service, free drinking cups, and free pillows • **All chair cars in regular service on The Scout, including special cars for women and children, are now light-weight, stainless steel cars of the most modern and beautiful design.**







# Meals like these..



## BREAKFAST

25¢

Tomato Juice  
Wheat Cakes with Bacon (2),  
Maple Syrup  
or  
Bacon and Eggs,  
Boiled, Fried or Scrambled  
Dry or Buttered Toast  
Hot Rolls  
Coffee      Tea      Milk



## DINNER

35¢

Fried Young Chicken, Country Style  
Corn Fritter  
or  
Chinook Salmon Steak, Maitre d'Hotel  
Parsley Potatoes      June Peas  
Assorted Bread  
Vanilla Ice Cream  
Coffee      Tea      Milk

## LUNCHEON 30¢

Lamb Saute, with Fresh Vegetables  
or  
Spaghetti, Italiane with Chicken Livers and Fresh Mushrooms  
Boiled Potatoes      Navy Beans  
Assorted Bread      Rice and Raisin Pudding, Orange Sauce  
Coffee      Tea      Milk

## .. in Fred Harvey Dining Car like this



## ONLY 90¢ A DAY

Yet Fred Harvey quality  
cuisine and service in every  
respect . . .









**SANTA FE  
TOURIST  
SLEEPERS**

● SPOTLESS, COOL, RESTFUL - BY DAY OR NIGHT



*Tasteful  
and Spacious  
LADIES' LOUNGE  
of a modern  
SANTA FE  
COACH*