

937

936

935

934

933

932

To El Paso

To Albuquerque

Curves

4-D. W.B. - 6°05' - I=6°30'
 4-D. E.B. - 6°05' - I=6°30'
 4-D1 - 6°05' - I=6°11'
 4-D2 - 6°05' - I=6°11'

Also See Page 52
 Book No. 7

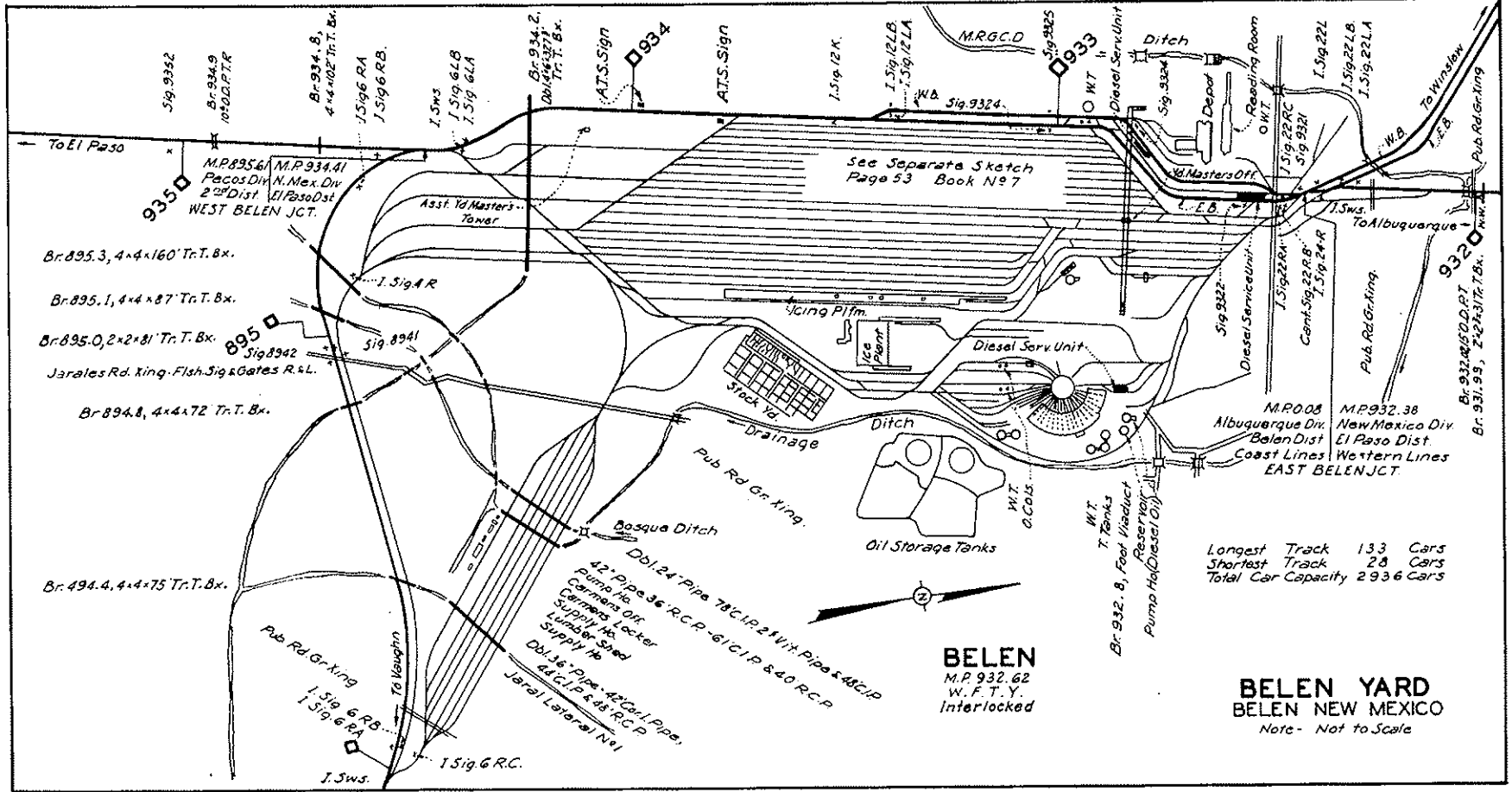
BELEN
 M.P. 932.62
 W. F. T. Y.

Section 29

Pecos Div. Section 14

Pecos Div. Section 14

For Details
 See Page 83



To El Paso

Br. 895.3, 4x4x160 Tr.T. Bx.

Br. 895.1, 4x4x87 Tr.T. Bx.

Br. 895.0, 2x2x81 Tr.T. Bx.

Jarales Rd. King. Fish. Sig. Gates R.L.

Br. 894.8, 4x4x72 Tr.T. Bx.

Br. 494.4, 4x4x75 Tr.T. Bx.

Pub. Rd. Gr. King

To Venudon

1 Sig. 6 RB

1 Sig. 6 RA

1 SWS

1 Sig. 6 RC

42" Pipe 36 R.C.P.

Cementers Off

Supply Ho

Lumber Shed

Supply Ho

42" Pipe 42' Coal Pipe

4" C.I.P. & 4 1/2" R.C.P.

42" Pipe 78' C.I.P. 2" Whit Pipe & 42" C.I.P.

4" C.I.P. & 4 1/2" R.C.P.

Jaral Lateral Nel

Pub. Rd. Gr. King

Dbl. 24" Pipe 78' C.I.P. 2" Whit Pipe & 42" C.I.P.

42" Pipe 36 R.C.P. - 61' C.I.P. & 40 R.C.P.

Pub. Rd. Gr. King

Bosqua Ditch

Stack Yd

Ice Plant

Diesel Serv. Unit

Ditch

Oil Storage Tanks

M.T. O. Coils

M.T. T. Tanks

Reservoir

Pump Ho Diesel Oil

Br. 932.8, Foot Viaduct

Reservoir

Pump Ho Diesel Oil

1 Sig. 22 RC

1 Sig. 22 RB

1 Sig. 24 R

1 Sig. 22 RC

1 Sig. 22 RB

1 Sig. 24 R

1 Sig. 22 RC

1 Sig. 22 RB

1 Sig. 24 R

1 Sig. 22 RC

1 Sig. 22 RB

1 Sig. 24 R

See Separate Sketch Page 53 Book N 97

Pub. Rd. Gr. King

Ditch

Oil Storage Tanks

M.T. O. Coils

M.T. T. Tanks

Reservoir

Pump Ho Diesel Oil

1 Sig. 22 RC

1 Sig. 22 RB

1 Sig. 24 R

1 Sig. 22 RC

1 Sig. 22 RB

1 Sig. 24 R

1 Sig. 22 RC

1 Sig. 22 RB

1 Sig. 24 R

1 Sig. 22 RC

1 Sig. 22 RB

1 Sig. 24 R

1 Sig. 22 RC

1 Sig. 22 RB

1 Sig. 24 R

Longest Track	133 Cars
Shortest Track	28 Cars
Total Car Capacity	2936 Cars

BELEN
M.P. 932.62
W.F.T.Y.
Interlocked

BELEN YARD
BELEN NEW MEXICO

Note - Not to Scale

935

895

932

934

933

Sig. 9342

Br. 934.9
1050 D.P.F.R.

Br. 934.8,
4x4x102 Tr.T. Bx.

1 Sig. 6 RA

1 Sig. 6 RB

1 SWS

1 Sig. 6 LB

1 Sig. 6 LA

Br. 934.2,
Dbl. 4x137 Tr.T. Bx.

ATS Sign

ATS Sign

1 Sig. 12 K

1 Sig. 12 LB

1 Sig. 12 LA

M.R.G.C.D

Sig. 9325

Diesel Serv. Unit

Ditch

Reading Room

Depot

1 Sig. 22 L

1 Sig. 22 LA

To Window

To El Paso

M.P. 895.6
Pecos Div. N. Mex. Div.
2nd Dist. El Paso Dist.
WEST BELEN JCT.

Asst. Yd. Masters Tower

See Separate Sketch Page 53 Book N 97

Yd. Masters Off.

To Albuquerque

Br. 932.45 D.P.F.T.

Br. 931.95, 2x2x37 Tr.T. Bx.

M.P. 932.38
New Mexico Div.
El Paso Dist.
Coast Lines
Western Lines
EAST BELEN JCT.

M.P. 932.08
Albuquerque Div.
Belen Dist.

Albuquerque Div.
Belen Dist.

Coast Lines

Western Lines

EAST BELEN JCT.

Albuquerque Div.

Belen Dist.

Coast Lines

Western Lines

EAST BELEN JCT.

Albuquerque Div.

Belen Dist.

Coast Lines

Western Lines

EAST BELEN JCT.

Albuquerque Div.

Belen Dist.

Coast Lines

Western Lines

EAST BELEN JCT.

932 15 15

931

930

929

928

927

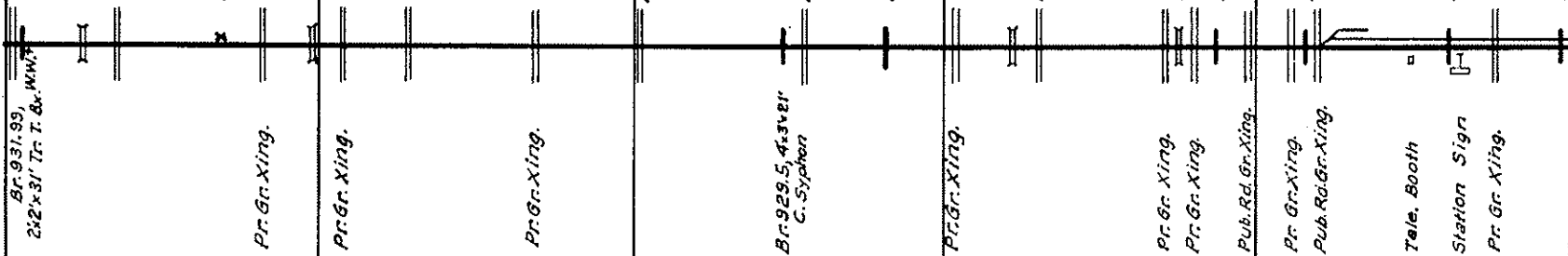
To El Paso

To Albuquerque

0.00
 0.0785
 0.031
 0.04
 0.1226
 0.08
 0.077
 0.00
 0.10
 0.266
 0.117
 0.00
 0.0375
 0.229
 0.00
 0.163
 0.163

4808.4
 4813.5
 4813.9
 4817.7
 4819.3
 4820.3
 4821.0
 4822.6
 4823.3
 4823.3
 4823.3
 4824.6
 4824.6
 4824.9
 4824.9

Pub. Rd. Gr. Xing.
 Br. 931.7, 42' B.D. RT.
 Pub. Rd. Gr. Xing.
 Sig. 931I
 Br. 931.0, 19' O.D. P.T.R.
 Pr. Gr. Xing.
 Pr. Gr. Xing.
 Pub. Rd. Gr. Xing.
 Pr. Gr. Xing.
 Pr. Gr. Xing.
 Br. 929.2, 15" x 174.5'
 Cor. P.
 Pr. Gr. Xing.
 Pr. Gr. Xing.
 Br. 928.6, 103' O. D. P.T.R.
 Pr. Gr. Xing.
 Br. 928.3, 10' O. D. P.T.R.
 Br. 928.1, 2' x 40' Cor. I. Syphen
 Br. 927.9, 24' x 40' Cor. M.P.
 Br. 927.4, 24' x 57.5'
 Cor. M.P.
 Pr. 927.0,
 30' x 50' Cor. I. Syphen



CHLOE
M.P. 927.37

927 926 925 924 923 922

To El Paso ←

→ To Albuquerque

4826.1
0.143

0.143 0.20 0.03 0.162

4828.1
4829.1
4829.7

Br. 926.735'x536' Tr. T. Bx.
Pr. Gr. Xing.
Br. 926.5, 24'x24' Cor. P.
Pr. Gr. Xing.
Br. 926.425'x15'x30' Tr. T. Bx.
Pr. Gr. Xing.

4832.2

Br. 926.0.2'x1'x20' Tr. T. Bx.

Pr. Gr. Xing.
Pr. Gr. Xing.
Pr. Gr. Xing.

0.178

4837.9

Br. 925.6, 31'x15'x39' Tr. T. Bx.

Pr. Gr. Xing.
Pr. Gr. Xing.

0.06

Pub. Rd. Gr. Xing.

4842.4

Br. 924.0.205' O.D.P.T.R.

Pr. Gr. Xing.

0.041

4843.6

Br. 923.7, 3'x2'x31' Tr. T. Bx.

Pr. Gr. Xing.

0.0782

4845.3
4846.4

Br. 923.0, 61'x32'x49' Tr. T. Bx.

LOS LUNAS
MP 922.41

U.S. Hwy. 85

0.31 0.137 0.30 0.533 0.38

4851.7
4852.5
4855.1
4857.0

Pub. Rd. Gr. Xing.
Depot
Pub. Rd. Gr. Xing.

Pub. Rd. Gr. Xing.
Br. 922.6, 1' Bx.
3'x2'x38' Tr. T. Bx.
Br. 922.7, 15'x15'x40' Tr. T. Bx.
Tool Ho.

0.04

4857.0

Br. 922.1, 25'x18'x25' Tr. T. Bx.

Br. 922.1, 25'x18'x25' Tr. T. Bx.

Depot

NW 1/4

922

921

920

919

Valencia Co.

Bernalillo Co.

918

917

4
I = 00'
I = 22°32'
EI = 13/8"

0.04
0.00
0.0857
0.108
0.017
0.123
0.24

4857.8
4859.9
4858.9
4859.1
4858.0
4859.9
4862.8
4861.7
4861.7
4862.5
4865.5
4867.0
4871.1

Br 922.0 40.0 P.T.
Pr Gr Xing.
Br 921.5, 2 x 1 x 28' Tr. T. Bx.
Pr Gr Xing.
Br 921.3, 2 x 18' x 33' Tr. T. Bx.
Pr Gr Xing.
Pr Gr Xing.

Pr Gr Xing.
Br 920.8, 30' x 247' C.P.
Pr Gr Xing.
Pub. Rd. Gr. Xing.

Pr Gr Xing.
Br 919.9, 2 x 15' x 28' Tr. T. Bx.
Pr Gr Xing.
Br 919.5, 23' x 15' x 28' Tr. T. Bx.
Pr Gr Xing.
Br 919.2, 2 x 15' x 32' Tr. T. Bx.
Br 919.1, 2 x 15' x 39' Tr. T. Bx.
Br 919.0, 3 x 2 x 33' Tr. T. Bx.

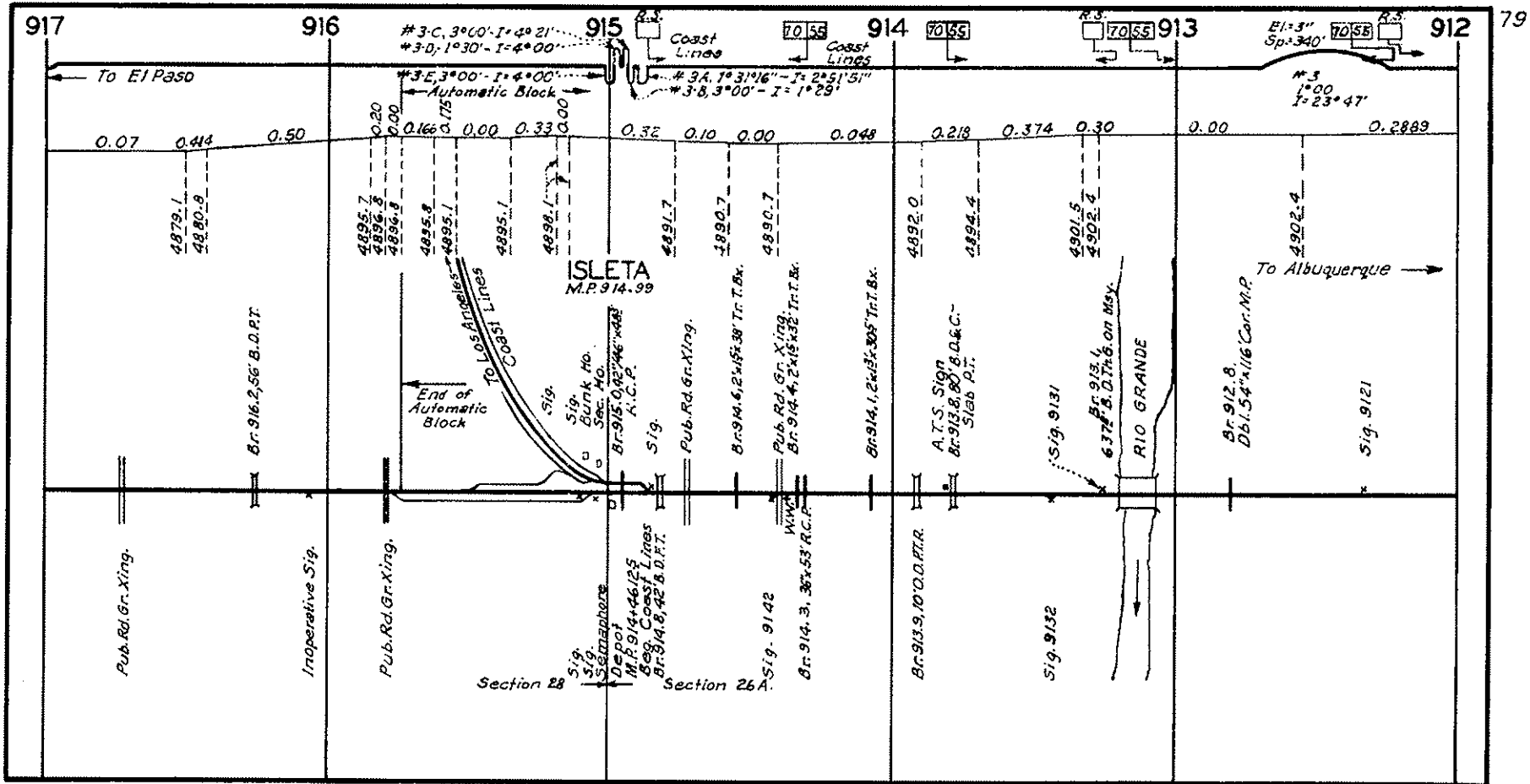
Br 918.7, 14' 0.0 P.T.
Pub. Rd. Gr. Xing.
Br 918.4, 19' 0.0 P.T.R.

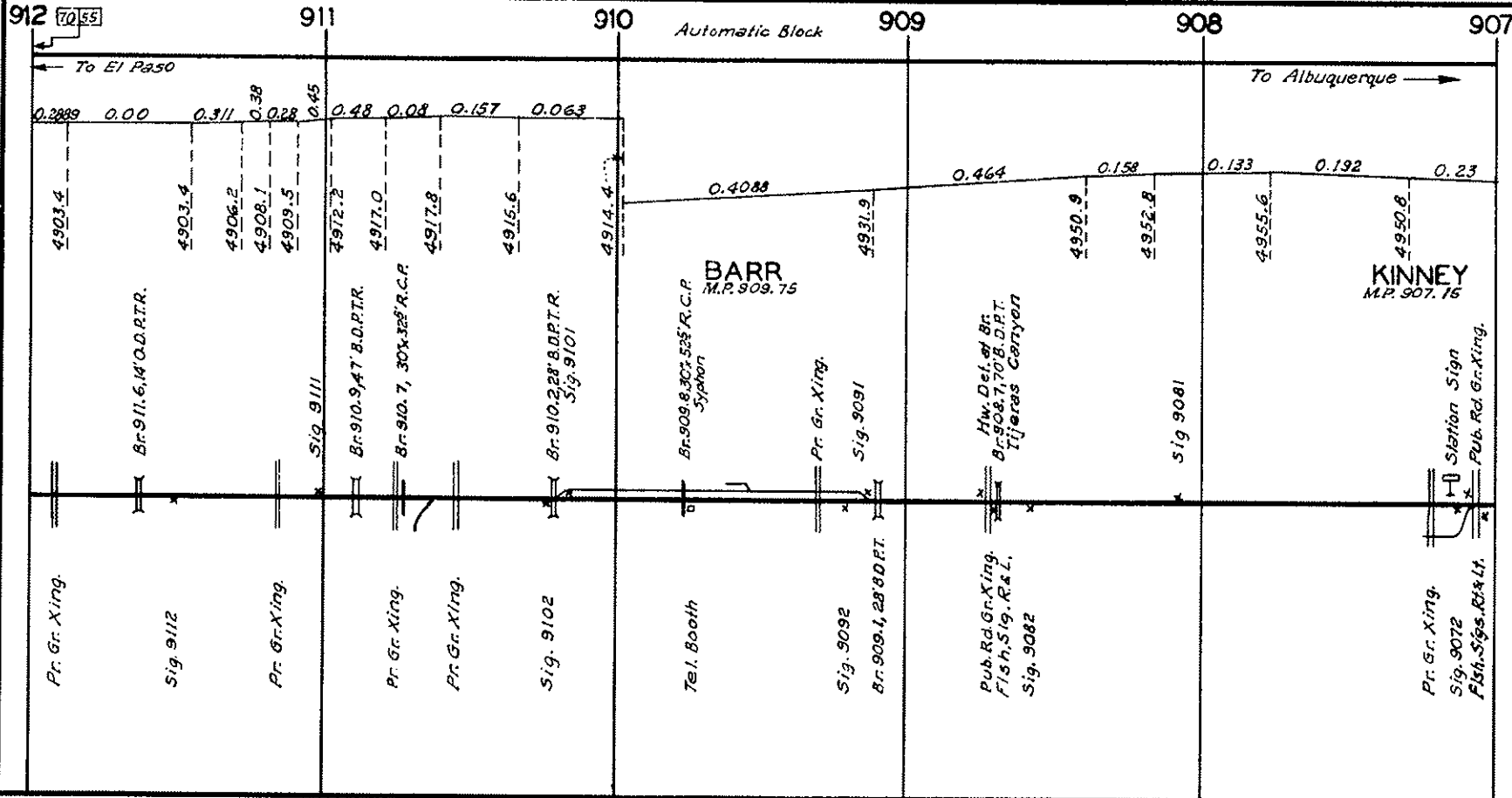


To El Paso
To Albuquerque

0.07

Br 917.1, 42' x 58' Cor. M.P.





907

906 70 55

905

70 55 40 30

904

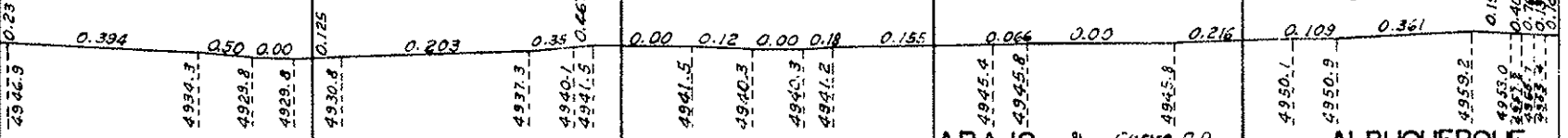
903

902

To El Paso

Automatic Block

To Las Vegas



Br 906.7.42' B.D.P.T. Sig. 4061

Br 906.4.58' B.D.P.T.

Fr. Gr. Xing.

Pr. Gr. Xings. Sig. 9052

TIE TREATING PLANT

Water Reservoir

Stock Yds.

Sig. 9051

Br 905.2
36' x 37' C.I.P. &
3' x 3' x 306' Tr. T. Sk.

Br 904.8.24' x 627' T. Bx.

Pub. Rd. Gr. Xing.
Br 904.7.24' x 727' Bx.
Pr. Gr. Xing.

Br 904.4.24' x 669' 664
Tr. T. Box.

Br 904.3.30' x 207' R.C.P.

ABAJO
M.P. 903.87

Interlocked

Trumbull Ave
Gr. Xing

Curve O.D.
W.B.M. 1+30' I=1+30'
E.B.M. 3+00' I=3+00'

For details
See Sheet
75 and 76

ALBUQUERQUE
M.P. 902.38
W. & T.

Sig. 9011

D Depot

Tool. Hse.
Yard Office
Sgt. Sig. 1
Dwarf I. Sig. 4
I. Sig. 5

Sig. 9032

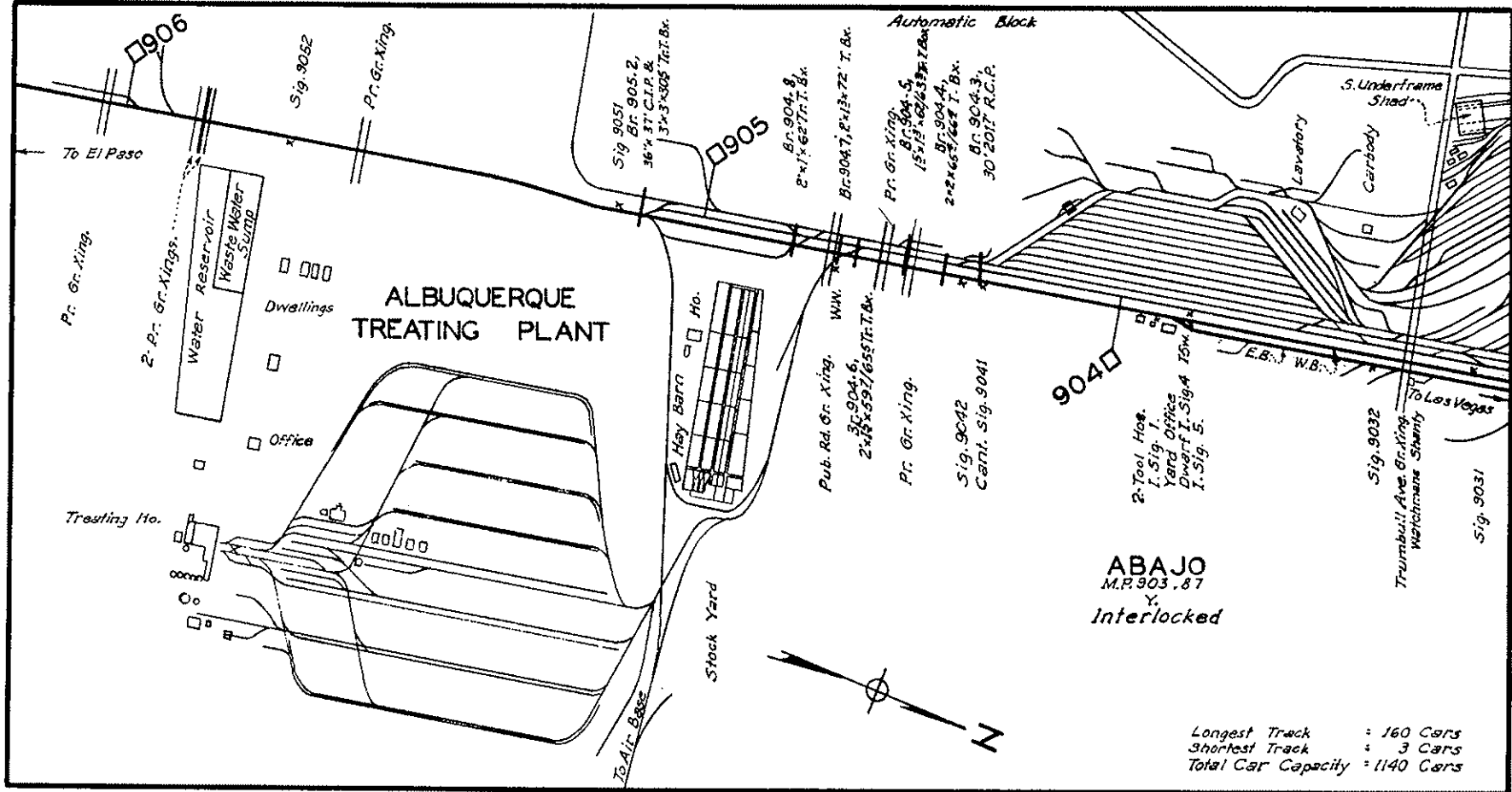
Eng. Insp. Pits
W. Col.
2-O. Col.
2-W. Col.

Sig. 9026
Train Sign

Sig. 9023
Cent. Sig. 4034
Train Sign


Coal Ave.
C.P.

Central Ave.
U.P.
Sig. 9024
Sig. 9022

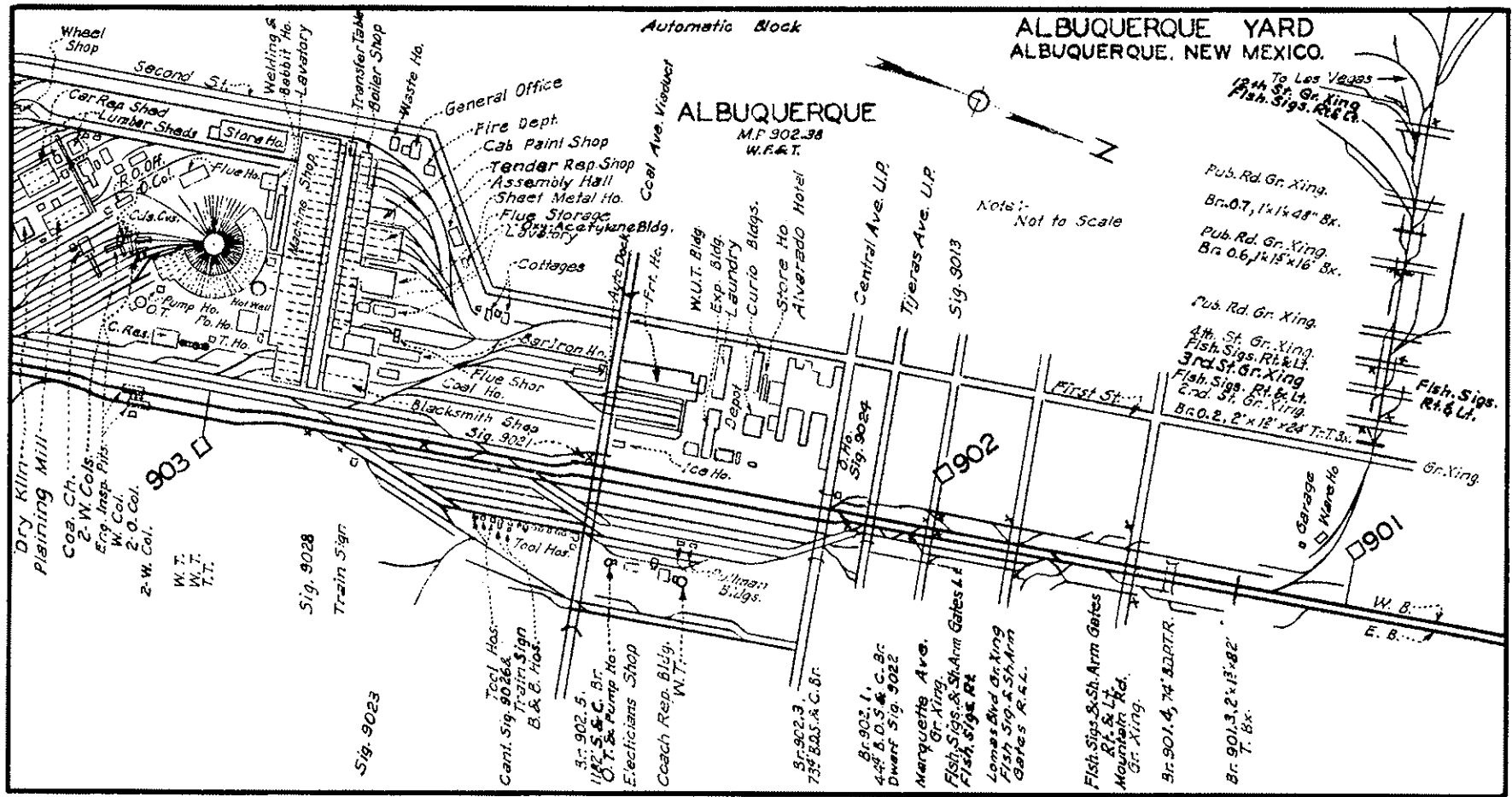


ALBUQUERQUE YARD ALBUQUERQUE, NEW MEXICO.

ALBUQUERQUE
M.F. 902-38
W.F.R.T.



Notes:
Not to Scale



Wheel Shop

Second St.

Weikling & Rabbit Ho.
Lavatory

Transfer Table
Boiler Shop

Waste Ho.

General Office

Fire Dept.

Cab Paint Shop

Tender Rep. Shop

Assembly Hall

Sheet Metal Ho.

Flue Storage

Acetylene Bldg.
Lavatory

Cottages

Coal Ave. Viaduct

ALBUQUERQUE
M.F. 902-38
W.F.R.T.

Coal Ho.

W.U.T. Bldg.

Exp. Bldg.

Laundry

Curio Bldgs.

Store Ho.

Alvarado Hotel

Auto Dept.

Frt. Ho.

Coal Ho.

Coal Ho.

Coal Ho.

Coal Ho.

Coal Ho.

Coal Ho.

Coal Ho.

Coal Ho.

Coal Ho.

W.U.T. Bldg.

Exp. Bldg.

Laundry

Curio Bldgs.

Store Ho.

Alvarado Hotel

Auto Dept.

Frt. Ho.

Coal Ho.

Coal Ho.

Coal Ho.

Coal Ho.

Coal Ho.

Coal Ho.

Coal Ho.

Coal Ho.

Coal Ho.

Coal Ho.

W.U.T. Bldg.

Exp. Bldg.

Laundry

Curio Bldgs.

Store Ho.

Alvarado Hotel

Auto Dept.

Frt. Ho.

Coal Ho.

Coal Ho.

Coal Ho.

Coal Ho.

Coal Ho.

Coal Ho.

Coal Ho.

Coal Ho.

Coal Ho.

Coal Ho.

Central Ave. U.P.

Tijeras Ave. U.P.

Sig. 9013

Sig. 9014

Sig. 9015

Sig. 9016

Sig. 9017

Sig. 9018

Sig. 9019

Sig. 9020

Sig. 9021

Sig. 9022

Sig. 9023

Dry Kiln
Planing Mill

Coa. Ch.

2-W. Col.

Eng. Insp. Pits.

W. Col.

2-O. Col.

2-W. Col.

W. T.

W. T.

T. T.

903

Sig. 9028

Train Sign

Sig. 9023

Tool Hos.

Cent. Sig. 9026

Train Sign

B. & E. Ho.

3-902-5

182 S. C. B.

O. T. & Pump Ho.

Electricians Shop

Coach Rep. Bldg.

W. T.

3-902-3

734 B.O.S. A. C. B.

Br. 902-1

4-45 B.O.S. & C. B.

Dwert Sig. 9022

Marquette Ave.

Gr. Xing.

Fish Sigs. & Sh. Arm Gates

Fish Sigs. R.L.

Lomas Blvd Gr. Xing

Fish Sig. & Sh. Arm Gates R.L.L.

Fish Sigs. & Sh. Arm Gates R.L. & Lt.

Mountain Rd.

Gr. Xing.

Br. 901-3, 2 x 13' x 82'

T. Bx.

Br. 901-4, 74' x 24' R.T.R.

W. B. ...

E. B. ...

Pub. Rd. Gr. Xing.

Br. 0-7, 1 x 148' Bx.

Pub. Rd. Gr. Xing.

Br. 0-6, 14 1/2 x 16' Bx.

Pub. Rd. Gr. Xing.

4th St. Gr. Xing.

Fish Sigs. R.L. & Lt.

3rd St. Gr. Xing

Fish Sigs. R.L. & Lt.

2nd St. Gr. Xing

Br. 0-2, 2 x 12' x 24' T.T. Bx.

Garage

Wares Ho

Gr. Xing

To Las Vegas
18th St. Gr. Xing
Fish Sigs. R.L. & Lt.